

hVEGFR2

Nomenclature	C57BL/6Smoc- <i>Kdr</i> ^{tm2(hKDR) Smoc}
Cat. NO.	NM-HU-00098
Strain State	Repository Live

Gene Summary

Gene Symbol KDR	Synonyms	KDR
	NCBI ID	16542
	MGI ID	96683
	Ensembl ID	ENSMUSG000000062960
	Human Ortholog	KDR

Model Description

The endogenous mouse *Kdr* gene was replaced by human KDR gene .

Research Application: Immunotherapy,cancer research,drug screening

*Literature published using this strain should indicate: hVEGFR2 mice (Cat. NO. NM-HU-00098) were purchased from Shanghai Model Organisms Center, Inc..

Validation Data

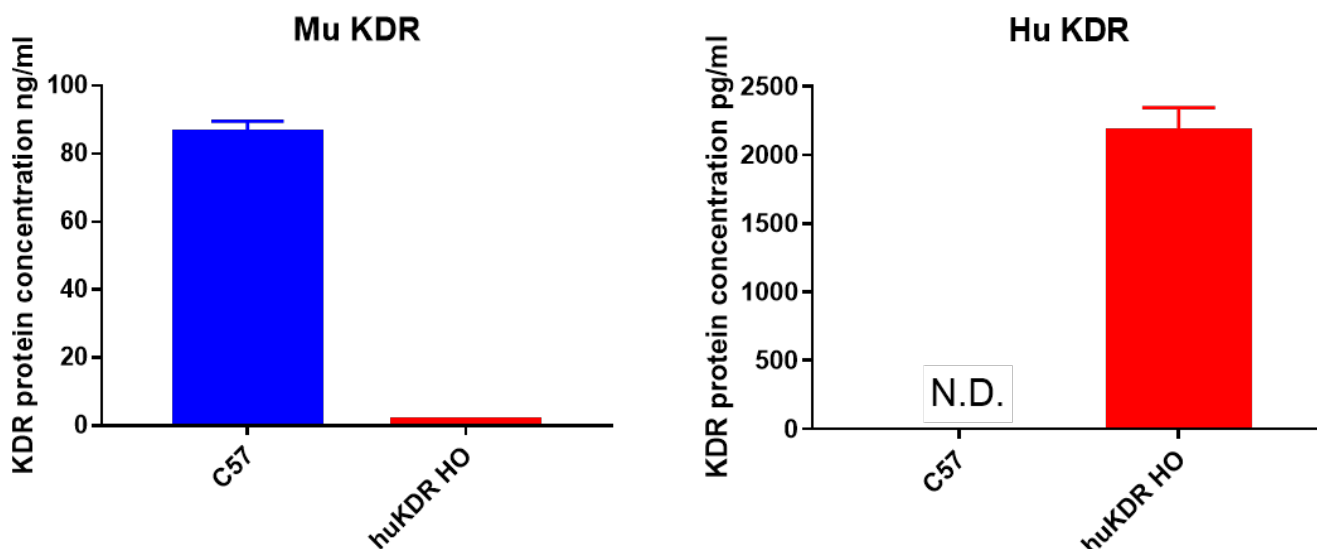


Figure 1. Expression of mouse KDR and human KDR in C57BL/6 wild type mice and KDR-HU homozygous mice.

B16F1

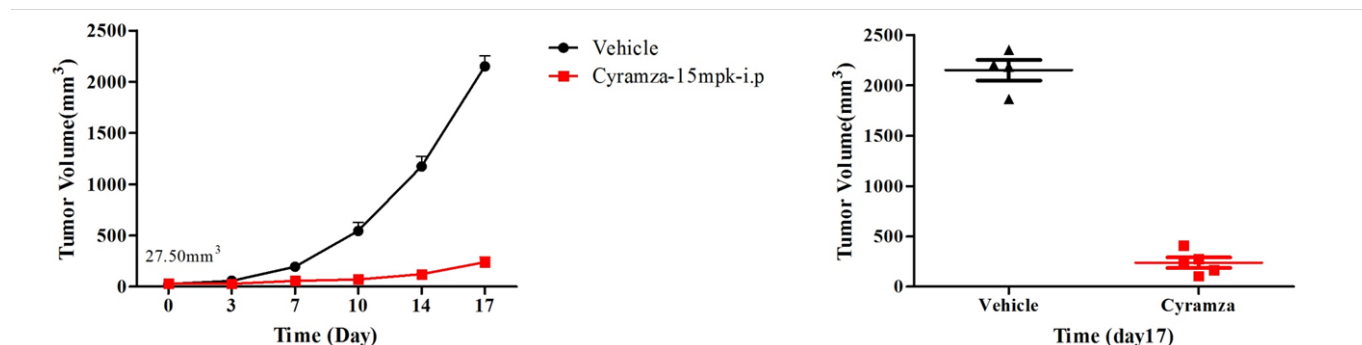


Figure 2: In vivo validation of anti-tumor efficacy in a B16F1 tumor-bearing model of humanized KDR mice. The results showed: The drugs targeting human KDR were associated with a very significant anti-tumor, demonstrating that the humanized KDR mice are a good in vivo model for validating the efficacy of drugs targeting human KDR.

MC38

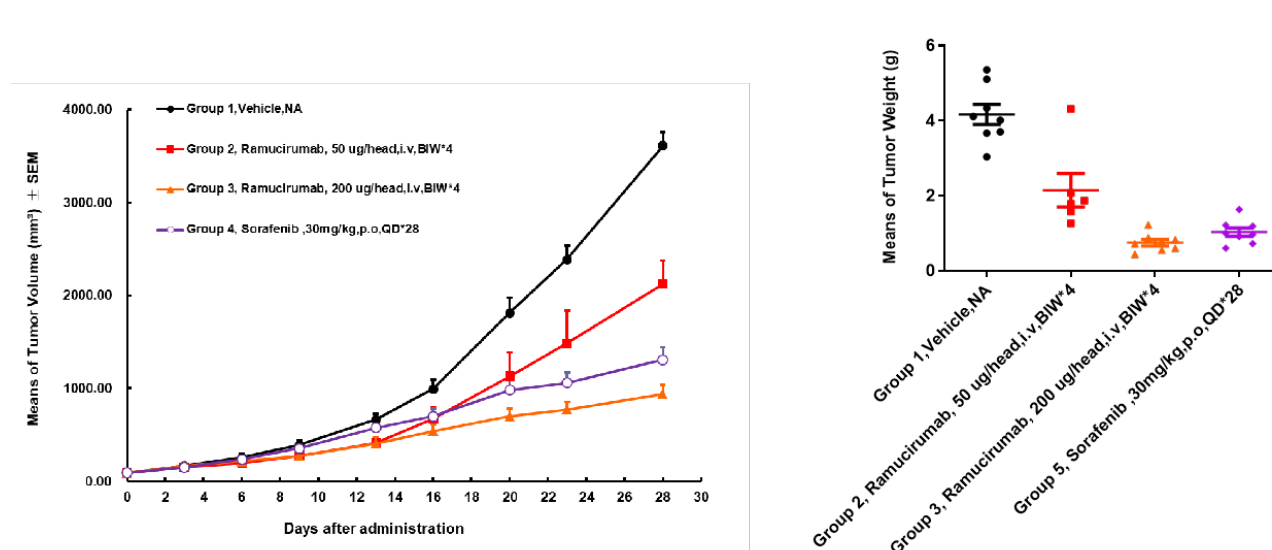


Figure 3: In vivo validation of anti-tumor efficacy in a MC38 tumor-bearing model of humanized KDR mice. The results showed: The drugs targeting human KDR were associated with a very significant anti-tumor.