

hIL33

Nomenclature	C57BL/6Smoc- <i>Il33</i> ^{tm2(hIL33)/Smoc}
Cat. NO.	NM-HU-2000069
Strain State	Repository Live

Gene Summary

Gene Symbol IL33	Synonyms	IL-33; IL1f11; NF-HEV; 9230117N10Rik
	NCBI ID	77125
	MGI ID	1924375
	Ensembl ID	ENSMUSG00000024810
	Human Ortholog	IL33

Model Description

The endogenous mouse Il33 gene was replaced by human IL33 gene.

Research Application: Cytokine humanization model; drug screening

*Literature published using this strain should indicate: hIL33 mice (Cat. NO. NM-HU-2000069) were purchased from Shanghai Model Organisms Center, Inc..

Validation Data

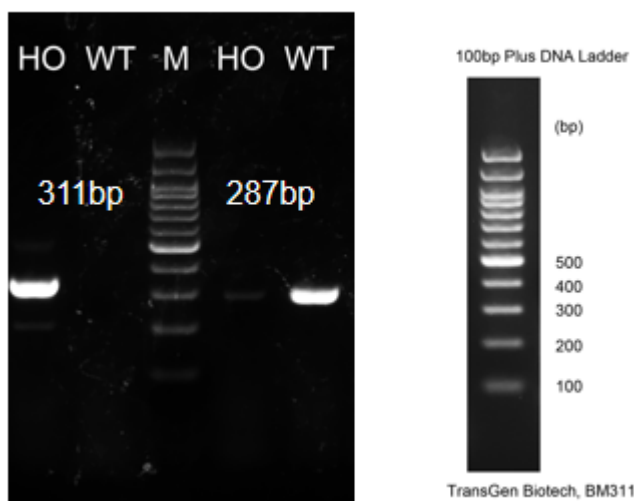


Fig1. Detection of IL33 expression in lung by RT-PCR. Wild type: only one band at 287 bp with primers F1/R1(mIL33);Homozygous: only one band at 311 bp with primers F2/R2(hIL33); Abbr.. M, DNA marker; HO, homozygous; HE, heterozygous; WT, wild type.

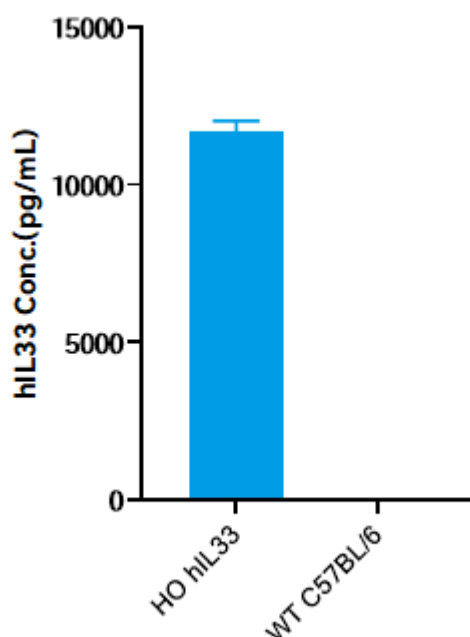


Fig 2. Detection of hIL33 expression in lung homogenate by ELISA. Abbr. HO, homozygous; HE, heterozygous; WT, wild type. Note. hIL33 and C57BL/6 mice were i.p. injected with LPS(10mg/kg) for 4h.

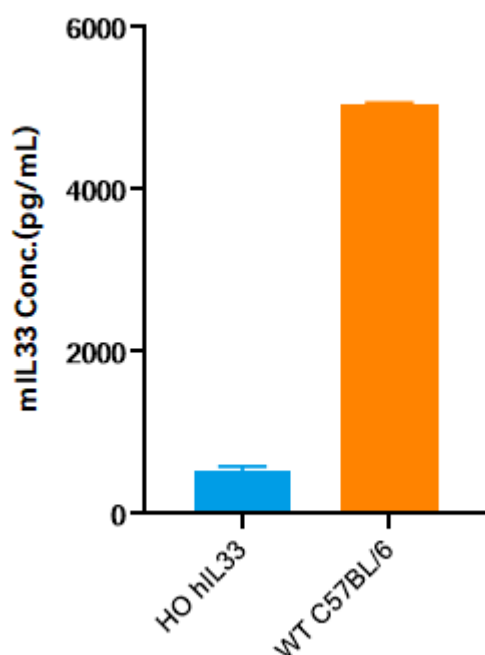


Fig 3. Detection of mIL33 expression in lung homogenate by ELISA. Abbr. HO, homozygous; HE, heterozygous; WT, wild type. Note. hIL33 and C57BL/6 mice were i.p. injected with LPS(10mg/kg)

for 4h.
