

hCCR8(2)

Nomenclature	C57BL/6Smoc- <i>Ccr8</i> ^{em3(hCCR8)/Smoc}
Cat. NO.	NM-HU-2000054
Strain State	Repository Live

Gene Summary

Gene Symbol CCR8	Synonyms	Cmkbr8
	NCBI ID	12776
	MGI ID	1201402
	Ensembl ID	ENSMUSG000000042262
	Human Ortholog	CCR8

Model Description

The endogenous mouse *Ccr8* gene was replaced by human CCR8 gene. While hCCR8(Stock No.NM-HU-190053) mice function similarly to hCCR8(2) mice,for more detailed information please contact our technical advisor.

Research Application: Immunotherapy,drug screening

*Literature published using this strain should indicate: hCCR8(2) mice (Cat. NO. NM-HU-2000054) were purchased from Shanghai Model Organisms Center, Inc..

Validation Data

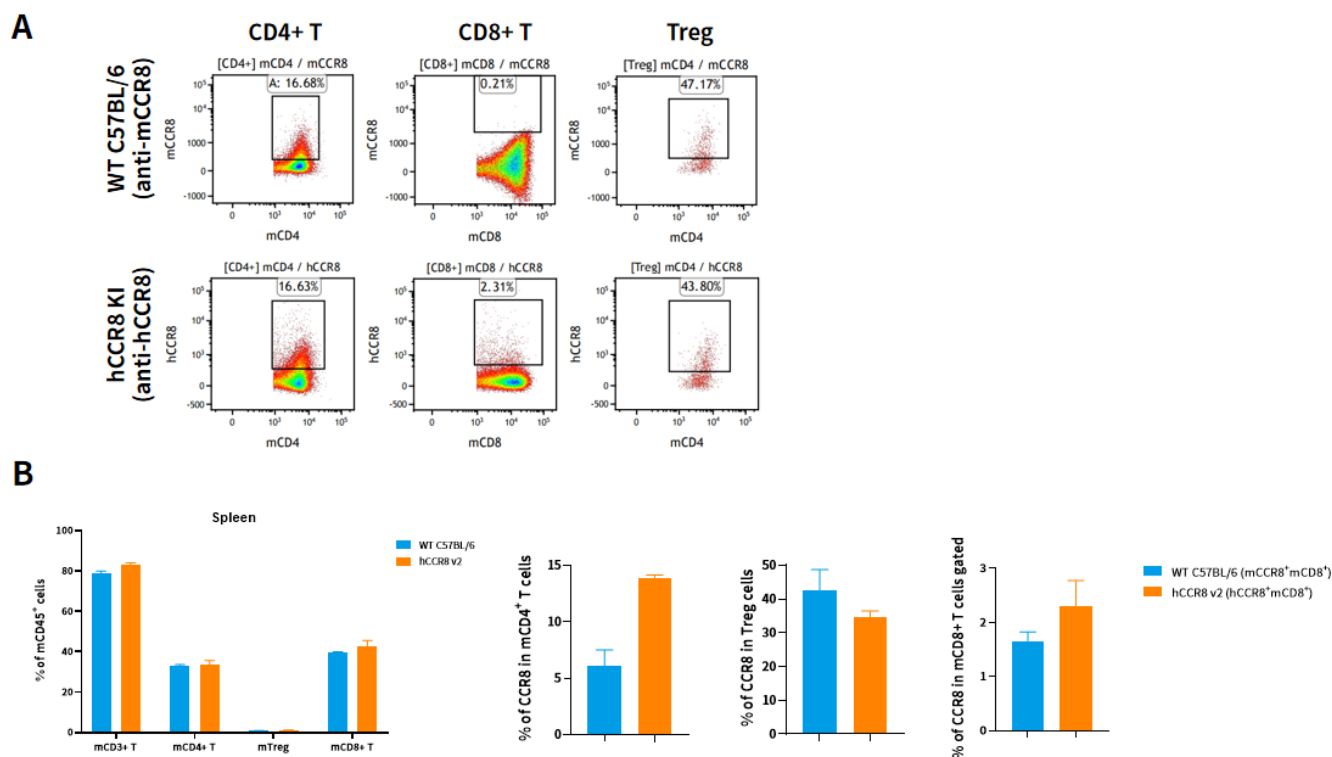


Fig1. Expression characterization of CCR8 humanized mouse.

(A) Human CCR8 expression on activated splenic CD4+, CD8+ and Treg cells upon anti-mCD3/mCD28 stimulation in hCCR8 mice; (B) Statistics of T cell populations in hCCR8 mice.

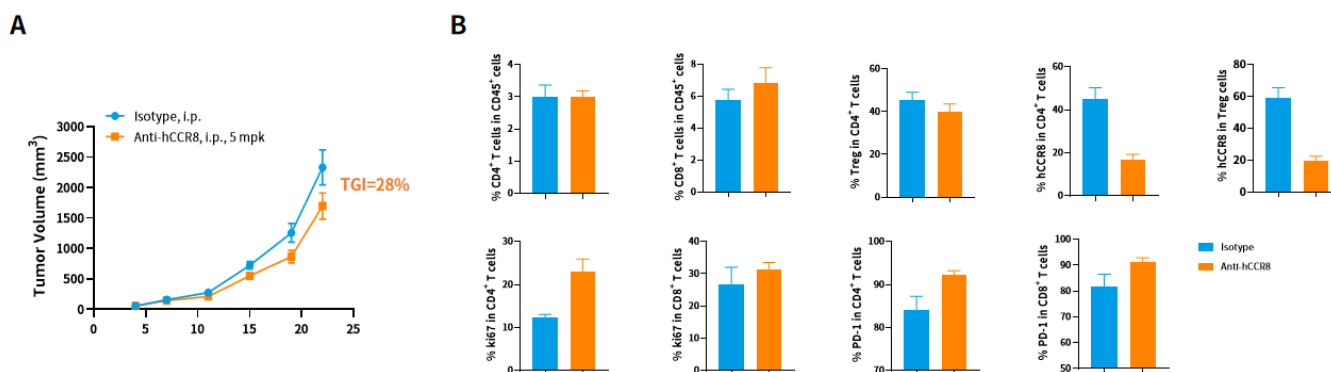


Fig2. The anti-hCCR8 therapeutic antibody shows potent antitumor efficacy in hCCR8 mice.

(A) and (B) *in vivo* antitumor response of anti-hCCR8 in hCCR8 mice bearing MC38 tumor.

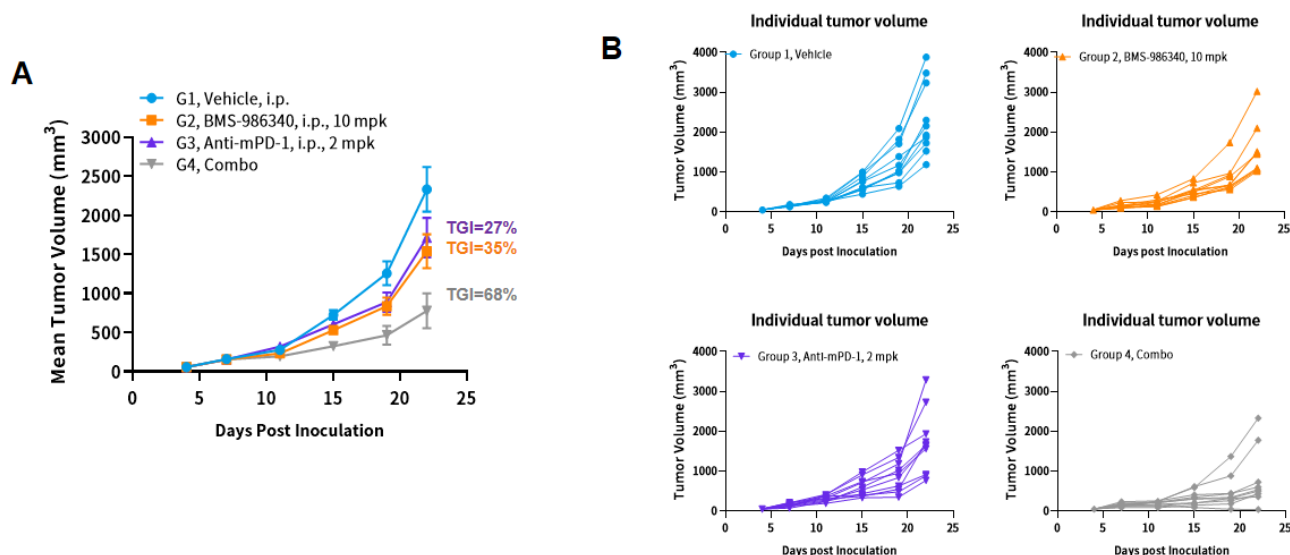


Fig3. *In vivo* antitumor responses of anti-hCCR8 alone or in combination with anti-PD-1 in hCCR8 knockin mice engrafted with MC38 tumor.

(A) Mean tumor growth curves upon treatment; (B) Individual tumor growth curves upon treatment.

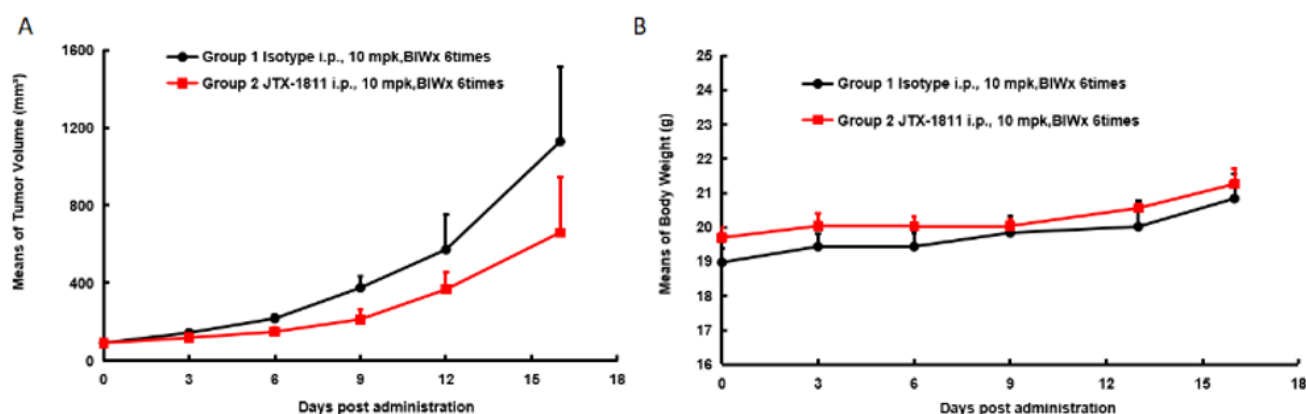


Fig4. *In vivo* efficacy study in CCR8 humanized mice grafted with MC38 tumor model. JTX-1811 can inhibit the growth of MC38 xenografts (A) without significant effect on the body weight of CCR8 humanized mice (B).(provided by partner)