

Dmd-Q995X

Nomenclature	C57BL/6Smoc- <i>Dmd</i> ^{em1(Q995X)Smoc}
Cat. NO.	NM-KI-18026
Strain State	Repository Live

Gene Summary

Gene Symbol Dmd	Synonyms	dys; mdx; pke; Dp71; Dp427; DXSmh7; DXSmh9
	NCBI ID	13405
	MGI ID	94909
	Ensembl ID	ENSMUSG00000045103
	Human Ortholog	DMD

Model Description

These mice carry a p.Q995X mutation in Dmd gene.

*Literature published using this strain should indicate: Dmd-Q995X mice (Cat. NO. NM-KI-18026) were purchased from Shanghai Model Organisms Center, Inc..

Disease Connection

Duchenne muscular dystrophy	Phenotype(s)	MGI:2176876
	Reference(s)	Moore K, et al., Research News (Dmd). Mouse News Lett. 1981;64:61

Validation Data

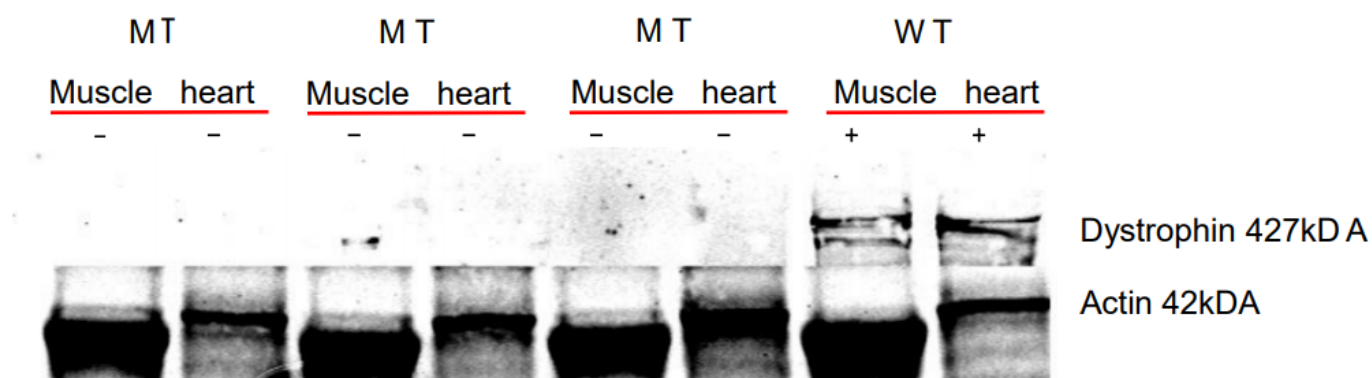


Fig1 Mouse dystrophin expression is abolished due to the p.Q995X mutation.

WT

MDX

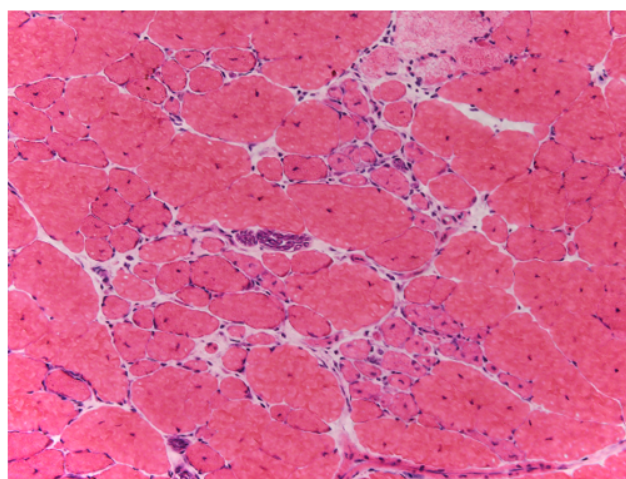
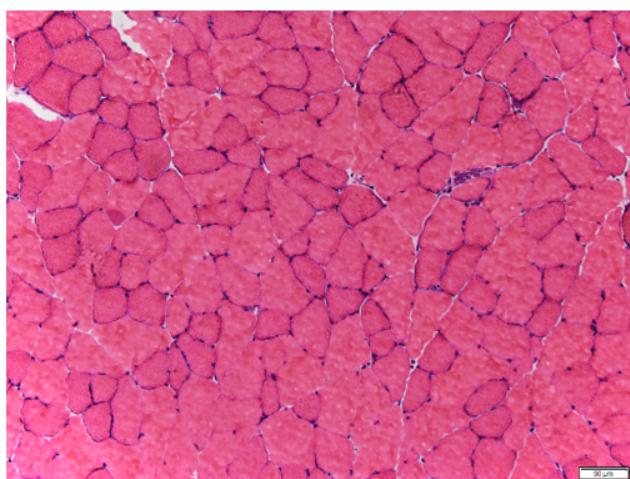


Fig2 Histopathology of WT and MDX mice(male, 6-month-old) muscle showing less uniform muscle fibers with inflammation and clustered nuclei.

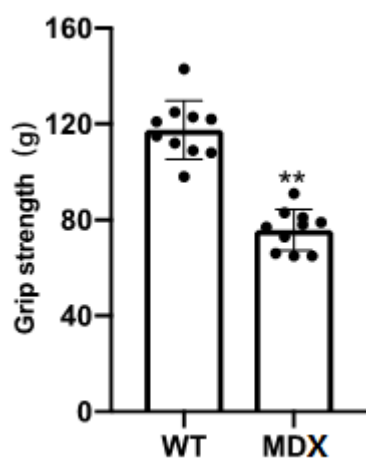


Fig3 Limb grip strength tests in MDX mice.

The assessment of limb strength in experimental mice were performed by means of grip strength

meter (BIO-G53, Bioseb, France). The mice were allowed to grab the pull bar and are then gently pulled backwards. The force applied to the bar just before it loses grip was recorded as peak resistance force (expressed in grams). To reduced procedure-related variability, the tests were repeated 4 to 5 times and the average was recorded.
