

hIL6/hIL6R(NMG)

Nomenclature	NOD- <i>Prkdc</i> ^{scid} <i>Il2rg</i> ^{em1} <i>Il6</i> ^{tm(hIL6)} <i>Il6ra</i> ^{em(hIL6R)Smoc}
Cat. NO.	NM-HU-220427
Strain State	Repository Live

Gene Summary

Gene Symbol	Synonyms
	NCBI ID
	MGI ID
	Ensembl ID

Model Description

The hIL6/hIL6R (NM-HU-190025) mice were backcrossed to NMG genetic background, to create the new strain of hIL6/hIL6R(NMG) (NM-HU-220427) mice.

*Literature published using this strain should indicate: hIL6/hIL6R(NMG) mice (Cat. NO. NM-HU-220427) were purchased from Shanghai Model Organisms Center, Inc..

Validation Data

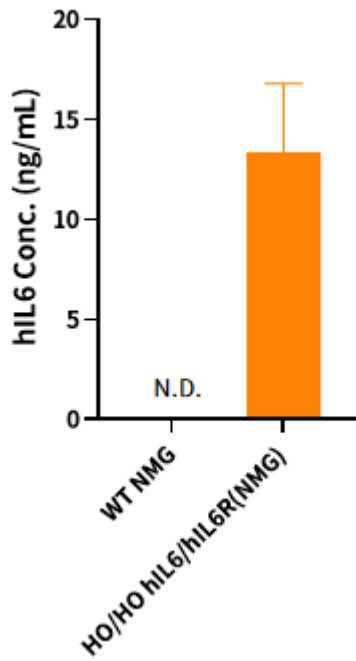


Fig.1 Detection of hIL-6 expression in serum by ELISA in hIL6/hIL6R(NMG) mice (n=3).

Abbr. HO, homozygous; WT, wild type.

Note. hIL6/hIL6R(NMG) and NMG mice were i.p. injected with LPS for 2h.

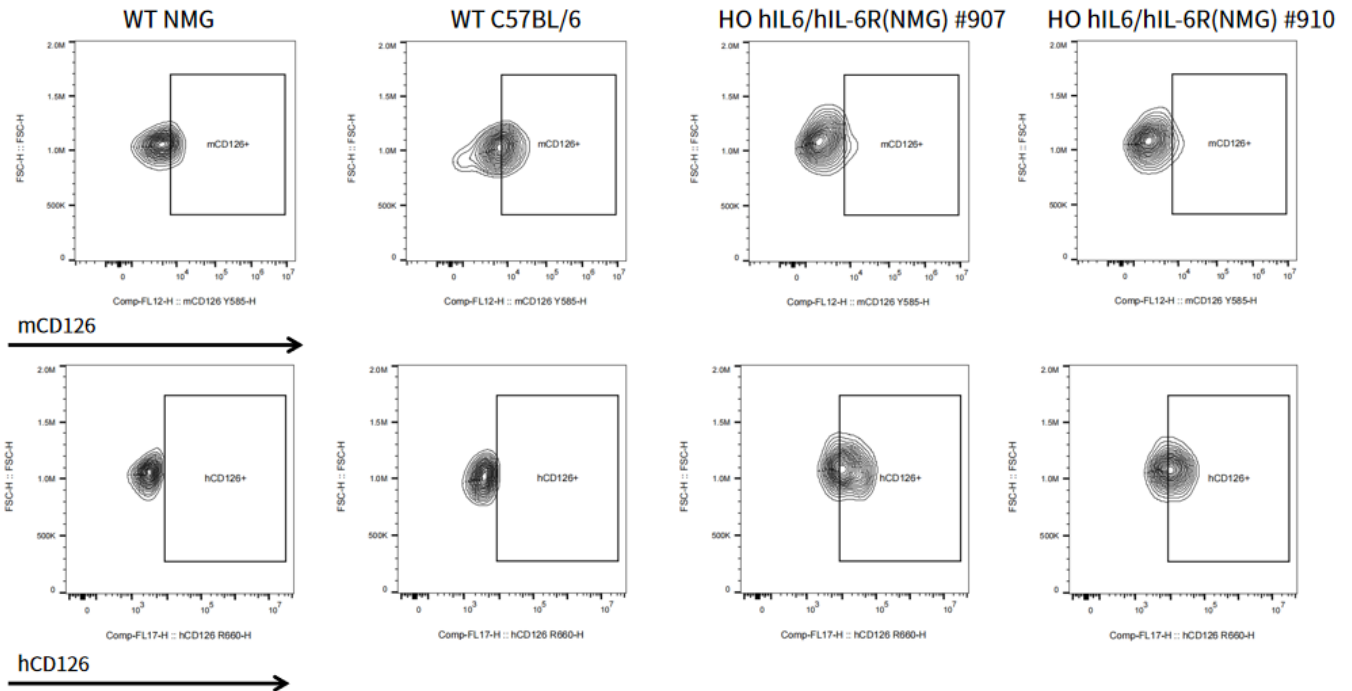


Fig 2. Detection of hIL-6R expression on Myeloid cells in spleen in hIL6/hIL6R(NMG) mice.

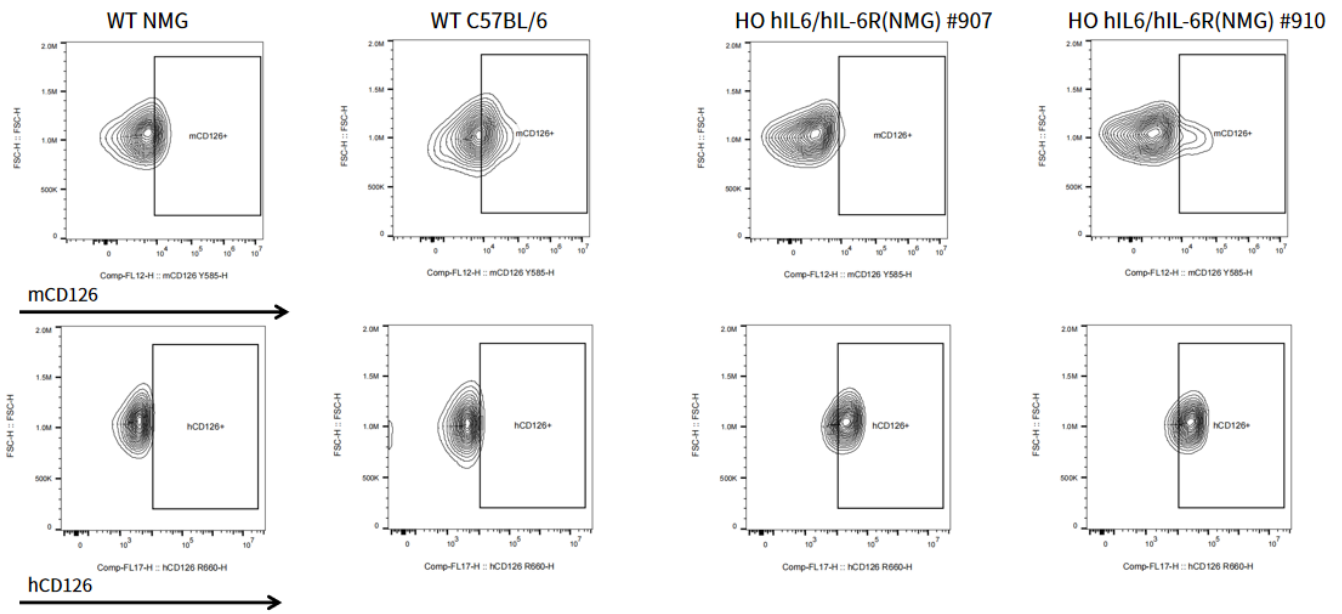


Fig 3. Detection of hIL-6R expression on Myeloid cells in peripheral blood in hIL6/hIL6R(NMG) mice.